



Intelligent Dual IR2 Flame Detector
Part Number 55000-280




INTELLIGENT DUAL IR² FLAME DETECTOR, 55000-280

Designed for use in areas where flaming fires may be expected. The detector has two sensors which respond to different IR wavelengths to discriminate between flames and spurious sources of radiation. Applications include aircraft hangars, coal handling and paper manufacturing plants and woodworking environments.

- Sensitive to flickering IR radiation
- Detects through films of oil, dust, water and ice
- Responds to flickering flames, including those invisible to the naked eye
- Remote optical self-test function
- 90° field of view and up to 40m coverage
- Optional mounting bracket (two-axis adjustable) and weather shield also available

INTELLIGENT IR2 FLAME DETECTOR, 55000-280
INTELLIGENT FLAMEPROOF IR2, 55000-295
FLAME DETECTOR BRACKET, 29600-203
FLAME DETECTOR WEATHER SHIELD, 29600-206



Intelligent Triple IR3 Flame Detector
Part Number 55000-020



INTELLIGENT TRIPLE IR³ FLAME DETECTOR, 55000-020

Designed to protect areas where open flaming fires may be expected. It is sensitive to low-frequency, flickering infra-red radiation emitted by flames during combustion.

- Sensitive to flickering IR radiation
- Detects through films of oil, dust, water and ice
- Responds to flickering flames, including those invisible to the naked eye
- False alarms due to lighting or flickering sunlight are minimised
- Optional mounting bracket (two-axis adjustable) and weather shield also available

INTELLIGENT IR3 FLAME DETECTOR, 55000-020
INTELLIGENT FLAMEPROOF IR3 FLAME, 55000-021
FLAME DETECTOR BRACKET, 29600-203
FLAME DETECTOR WEATHER SHIELD, 29600-206



Intelligent Base Mounted
UV Flame Detector

Part Number 55000-022
Part Number 55000-023
Part Number 55000-024



INTELLIGENT BASE MOUNTED UV FLAME DETECTOR, 55000-022

Designed to protect internal areas where open fires may be expected. The detector has a single UV sensor with a narrow spectral response in order to discriminate between flames and most spurious sources of radiation. Complies with EN54-10 (2002).

- Responds to stationary flames with no flicker
- Sensitive to UV radiation emitted by flames during combustion
- Compact flame detector which can fit into Context Plus XP95 bases

INTELLIGENT BASE MOUNTED UV FLAME DETECTOR, 55000-022
BASE MOUNTED FLAME DETECTOR BRACKET, 29600-458

INTELLIGENT BASE MOUNTED UV IR² FLAME DETECTOR, 55000-023

Designed to protect areas where open flaming fires may be expected. The detector has a UV and dual IR sensors responding to different wavelengths in order to discriminate between flames and spurious sources of radiation. Complies with EN54-10 (2002).

- Responds to stationary flames with no flicker
- Sensitive to UV and low-frequency flickering IR radiation emitted by flames during combustion
- Compact flame detector which can fit into Context Plus XP95 bases
- False alarms due to electrical discharges from lightning or arc welding, etc., are minimised

INTELLIGENT BASE MOUNTED UV IR2 FLAME DETECTOR, 55000-023
BASE MOUNTED FLAME DETECTOR BRACKET, 29600-458

INTELLIGENT BASE MOUNTED IR³ FLAME DETECTOR, 55000-024

Designed to protect areas where open flaming fires may be expected. The detector has three IR sensors that respond to different IR wavelengths in order to discriminate between flames and spurious sources of radiation. Complies with EN54-10 (2002).

- Responds to stationary flames with no flicker
- Sensitive to low-frequency flickering IR radiation emitted by flames during combustion.
- Compact flame detector which can fit into Context Plus XP95 bases
- Resistant to false alarms due to flickering sunlight by a combination signal processing techniques.

INTELLIGENT BASE MOUNTED IR3 FLAME DETECTOR, 55000-024
BASE MOUNTED FLAME DETECTOR BRACKET, 29600-458

SPECIALIST DETECTORS



Intelligent Auto-Aligning Beam Detector
Part Number SA7100-100

INTELLIGENT AUTO-ALIGNING BEAM DETECTOR, SA7100-100

The Intelligent Auto-Aligning Beam Detector combines a transmitter/receiver in the same detector head with an automatic alignment function for quick and simple installation. It auto-compensates for environmental effects on the beam signal through the combination of software (automatic gain control) and the motorised realignment of the beam. It is EN 54-12 & 17 certified

- Loop-powered with a bi directional short-circuit isolator
- Up to 100m range with automatic drift compensation and reset
- Ground level controller
- Automatic alignment compensation for building movement
- Allows for 2 detector heads per controller
- Draws 10mA or less in quiescent and 36mA in alignment mode
- Controller with Base = H230xW202 (1000g); Detector with Base = H131xW134 (537g)




Intelligent Reflective Beam Detector
Part Number 55000-268

INTELLIGENT REFLECTIVE BEAM DETECTOR, 55000-268

The Intelligent Reflective Beam Detector differs from a traditional beam in that it is a single unit housing a transmitter, receiver and control electronics. It is available in two versions: a single reflector model for distances of 5-50m and a four-reflector unit for distances of 50-100m.

- Loop-powered with a short-circuit isolator
- Automatic drift compensation
- Automatic reset following alarm or fault condition
- Surface/flush back box also available for easy first fix

INTELLIGENT REFLECTIVE BEAM DETECTOR 5-50M, 55000-268
INTELLIGENT REFLECTIVE BEAM DETECTOR 50-100M, 55000-273
REFLECTIVE BEAM DETECTOR BACKBOX, 29600-241




Intelligent Duct Smoke Detector
Part Number 53546-022

INTELLIGENT DUCT SMOKE DETECTOR, 53546-022

Provides early detection of smoke in the air moving through heating and ventilation (HVAC) ducts in commercial and industrial premises. Its purpose is to prevent the re-circulation of smoke from an area on fire to areas unaffected by the fire.

- Operates in air speeds of 0.5m/s to 20m/s
- Transparent cover to view detector head LED
- Integral smoke test port

INTELLIGENT DUCT SMOKE DETECTOR 53546-022
300-750MM EXTENSION TUBE, 53541-170
750-1500MM EXTENSION TUBE, 53541-171
1500-3000MM EXTENSION TUBE, 53541-172



Aspirating Smoke Detector
Part Number 29650-081

ASPIRATING SMOKE DETECTOR (ASD), 29650-081

A point based professional air-sampling unit that combines standard field serviceable smoke detectors with a stand-alone air sampling solution. Approved to EN54-20, it comprises a single ContextPlus optical detector in a sampling box and is ideal for protecting environmentally demanding, difficult to access or architecturally restricted areas. The system draws air through perforated 25mm pipes. A powerful fan together with sophisticated air-flow monitoring and control circuitry ensures transport delays are minimised and air-flow kept within working limits. System status and flow control is continuously displayed with on-board fault relays allowing remote fault monitoring. The ASD can be installed up to 50m away from the sampling point.

ALSO AVAILABLE: DUAL ASPIRATING SMOKE DETECTOR, 29650-082

CARBON MONOXIDE DETECTOR, 58000-300

Our CO detector is good for detecting deep-seated fires. Please note CO detectors do not detect smoke particles or heat and are not designed as replacements for smoke detectors.

- Enhanced detection capability with early response to hot fires
- Ideal for smoldering fires and less susceptible to false alarms caused by steam
- Five response modes



Carbon Monoxide Detector
Part Number 58000-300