


Mounting Kits

797-061 ZX1/2 Se Bezel



797-061 ZX1(S)e/ZX2(S)e Bezel kit.

Semi flush mounting kit for ZX1(S)e or ZX2(S)e control panel.


Bezel dimensions 450 x 450 mm (H x W)

797-063 ZX1/2 Se Glass Door Kit



797-063 ZX1(S)e/ZX2(S)e Glass door kit.

797-062 ZX5Se Bezel




797-062 ZX5(S)e Bezel kit.

Semi flush mounting kit for ZX5(S)e control panel.

Bezel dimensions 550 x 550mm (H x W).

797-064

ZX5Se Glass Door Kit



797-064 ZX(S)e Glass door kit.

For more information on these products, please contact:



T: 00353 47 86274 / 00353 47 86663

E: Sales@irishsafetysystems.ie